

Vocabulary Activity

Place each word from the box below in the column that describes your knowledge of the word.
Summarize what you know about the word.

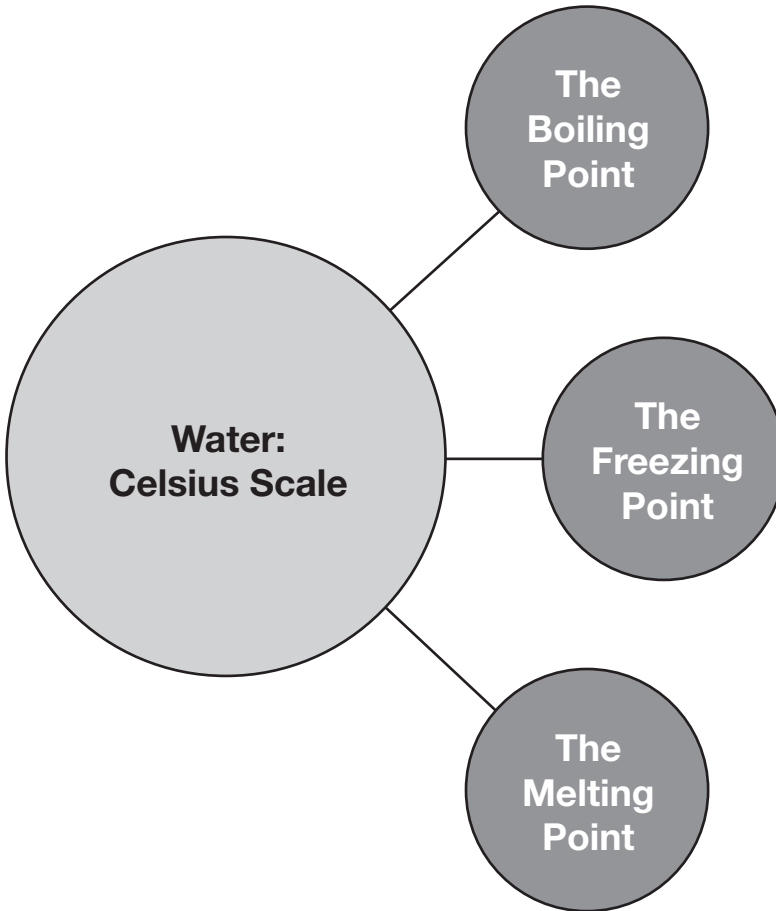
Vocabulary Words

mass magnetism physical state density
soluble thermal energy electric energy

	This is a brand new word for me.	I have seen the word, but I do not know the meaning.	I think I know the meaning.	I know the meaning.
WORD				
Summary				
WORD				
Summary				
WORD				
Summary				
WORD				
Summary				
WORD				
Summary				
WORD				
Summary				
WORD				
Summary				

Vocabulary Activity

Fill in the blanks with the appropriate answer. Write answers using the Celsius scale.



- **What is the boiling point of water?**

- **What is the freezing point of water?**

- **What is the melting point of water?**

Use pictures to draw representations of boiling point, freezing point, and melting point.

--	--	--



Vocabulary Activity

Look at the following vocabulary chart. Draw a picture to help you remember what the word means. Cut the squares apart and practice matching the words with the correct definitions and pictures.


Mixture Mix-Up

Vocabulary Word	Definition	Picture
Mixture	A combination of two or more substances that keep their own properties.	
Magnetism	The pulling force of a magnet.	
Combine	To put two or more substances together.	
Separate	To take apart.	
Iron filings	A small piece of shaved iron.	
Physical property	A characteristic of a substance that can be observed or measured without changing the substance.	


Vocabulary Activity

Picture this Solution


Use the spaces below to illustrate the meanings of the words.




Solution




Dissolve



Homogenous



Solvent



Solute


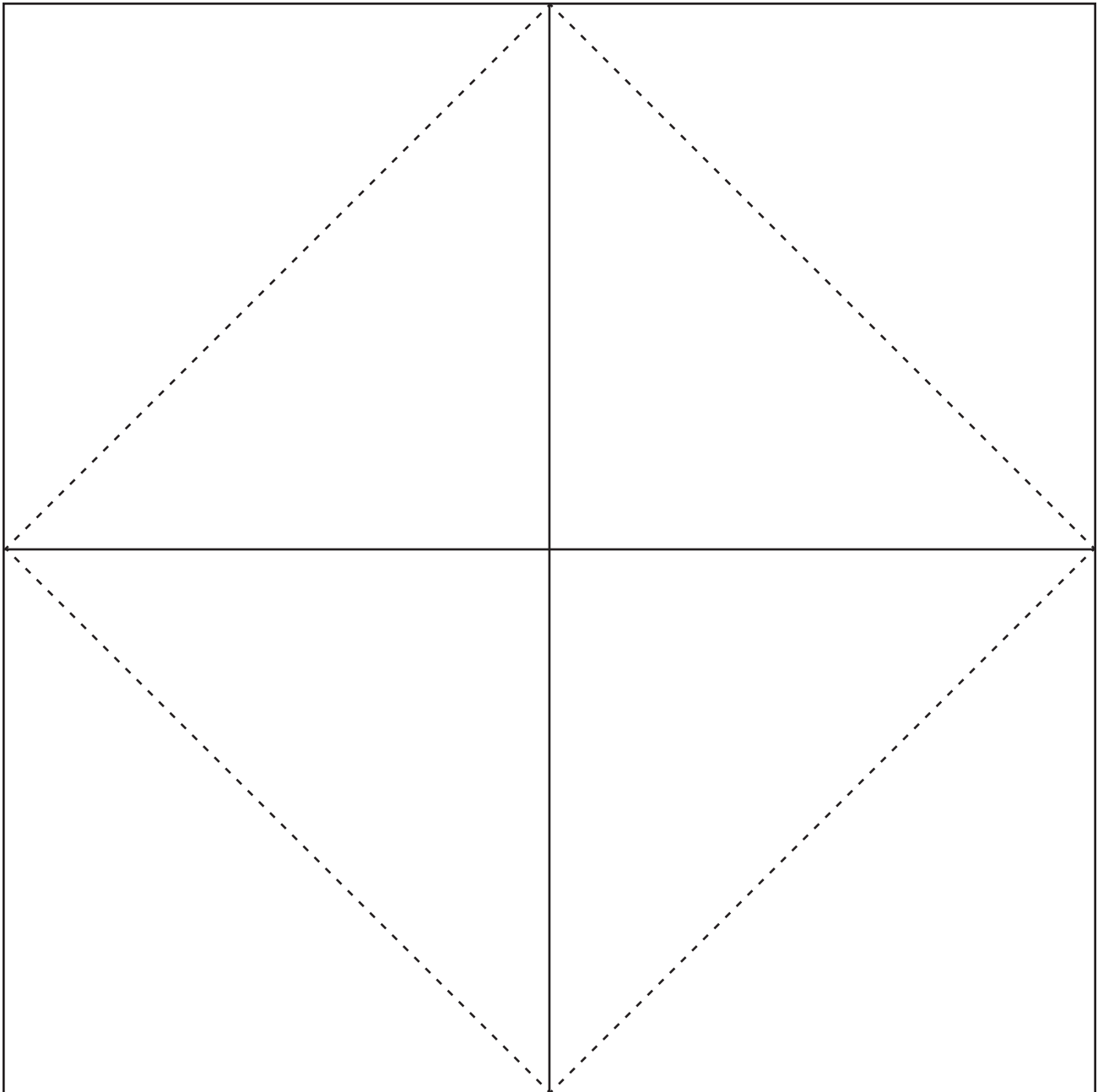


Vocabulary Activity

Cut along the outside edges of the design. Then fold the triangular flaps along the dotted line. On the outside of the flap write the word. On the inside write a sentence using the word, and draw a picture describing the word.

heating and cooling
melting


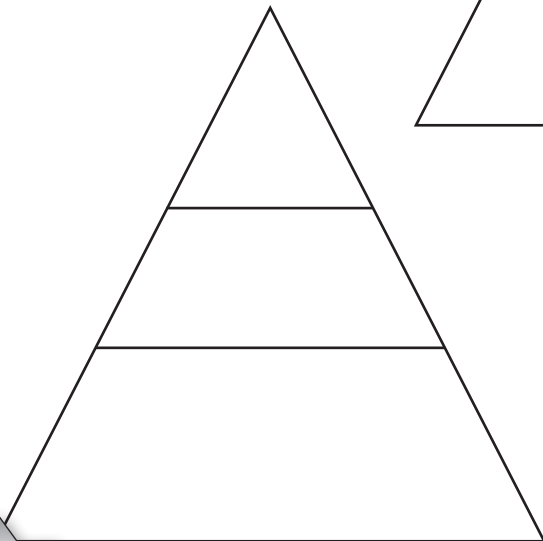
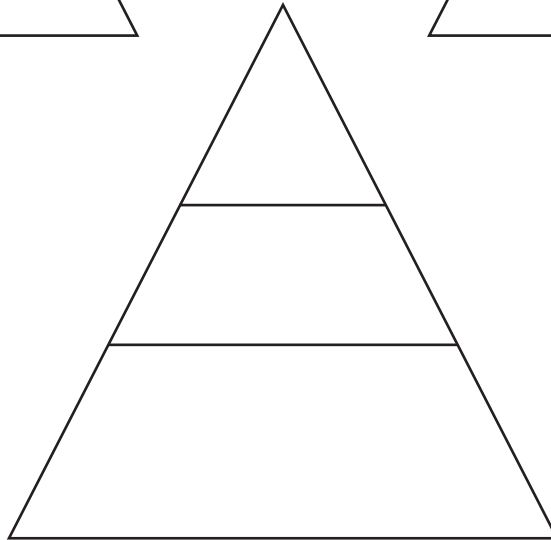
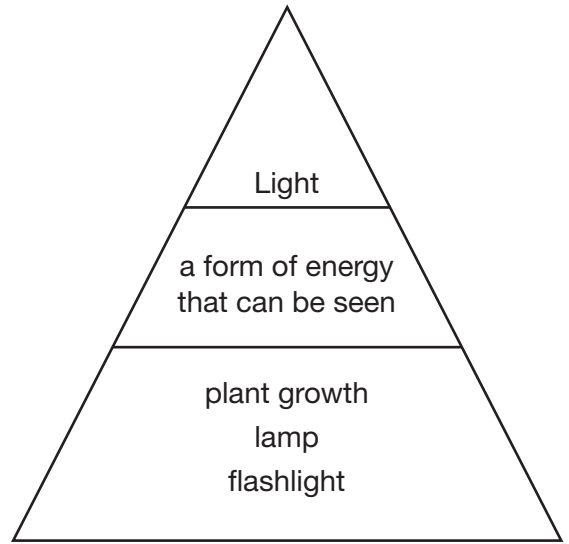
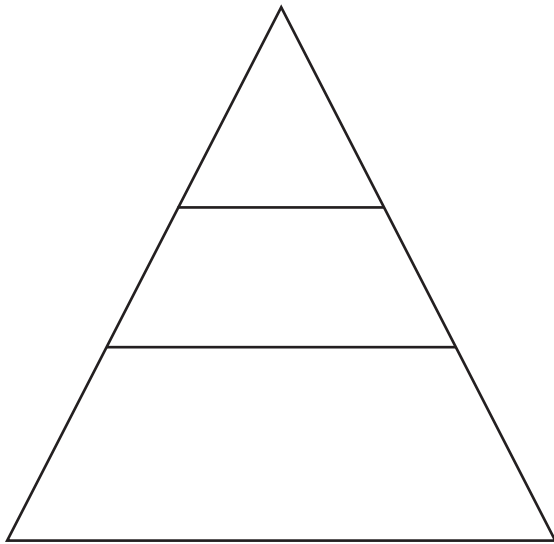
freezing
evaporating



Vocabulary Activity

Write a vocabulary word in the top of each triangle, a definition in the middle, and examples of how the form of energy is used at the bottom. An example is done for you.


- | | | | | |
|------------|-------|---------|------------|-------|
| mechanical | light | thermal | electrical | sound |
|------------|-------|---------|------------|-------|



Vocabulary Activity

Design a board game to play with partners or groups. Create a title for the game. Play the game with the following cards. When playing the game, you must draw cards and answer correctly. The winner gets to keep the board game!

Board Game Questions

<p>What is electricity?</p>	<p>Explain how a circuit works.</p>	<p>How do electric currents produce light, sound, and heat?</p>
<p>How does electricity produce light?</p>	<p>What is an example of how electricity produces heat?</p>	<p>Name a source of sound produced by electricity.</p>
<p>Who investigated electricity by flying a kite?</p>	<p>Name three conductors of electricity.</p>	 <p>Name and locate the parts of a circuit.</p>
<p>How is static electricity produced?</p>	<p>What will happen if you rub a balloon against your hair?</p>	<p>Describe how electricity is used at school.</p>



Vocabulary Activity

Create cartoon figures that can help you remember the meanings of the vocabulary words.

Vocabulary Words


light reflection refraction

Light

Name of character:

What does the character represent?

Explain how this character is a reminder of the meaning of light.



Refraction

Name of character:

What does the character represent?

Explain how this character is a reminder of the meaning of refraction.



Reflection

Name of character:

What does the character represent?

Explain how this character is a reminder of the meaning of reflection.



Vocabulary Activity

Use the letters to create sentences and examples which describe forces.

F

O

R

C

E



Vocabulary Activity

In each empty puzzle piece on the left, fill in the correct vocabulary word that matches the definition on the right. Then cut out the puzzle pieces and practice putting the puzzle back together.

Use the words in the box to fill in the empty puzzle pieces.

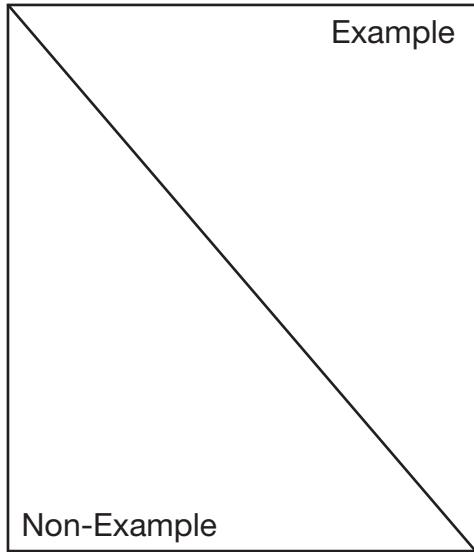
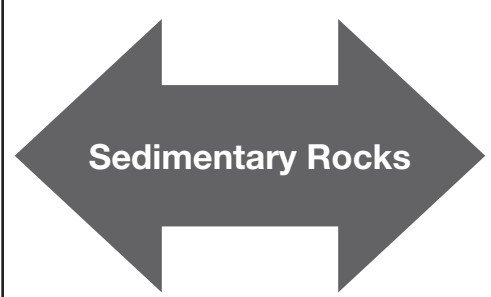
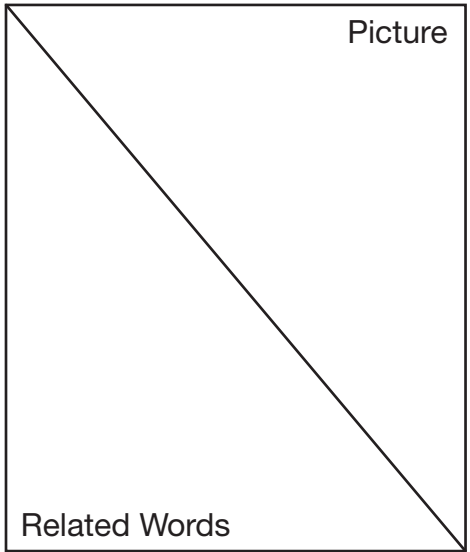
work	pull	motion
pulley	force	push

	a push or pull that causes an object to move, stop, or change direction		a force that moves something away
		a force that moves something closer	the movement of an object
	a simple machine made of a rope or chain and a grooved wheel		energy applied to an object to make it move

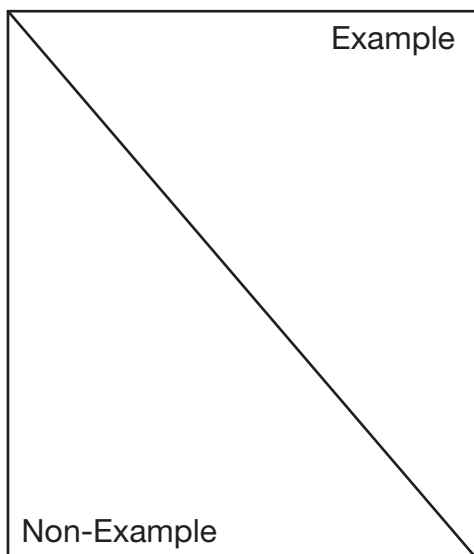

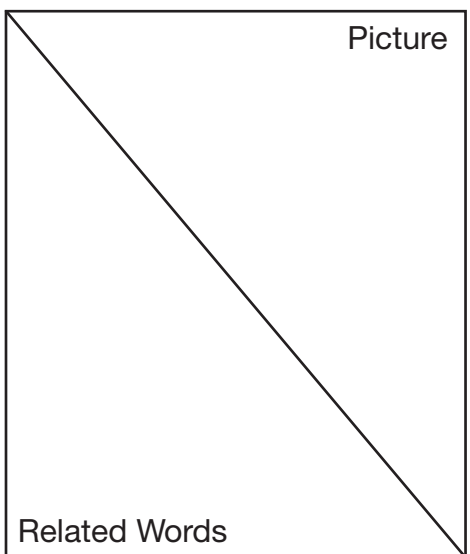


Vocabulary Activity

Describe each vocabulary word by completing the boxes below.

<p>Example</p>  <p>Non-Example</p>	 <p>Sedimentary Rocks</p>	<p>Picture</p>  <p>Related Words</p>
--	--	---

Use the word in a sentence.

<p>Example</p>  <p>Non-Example</p>	 <p>Fossil Fuels</p>	<p>Picture</p>  <p>Related Words</p>
--	---	---

Use the word in a sentence.




Vocabulary Activity

Create a drawing of the landforms. Then describe the landforms and list examples of each.

Landforms

Illustration	Description	Examples
Sand dune		
Delta		
Canyon		



Vocabulary Activity

Using the vocabulary words write a word in the first section. Next, write the definition of the word. In the third column, write a sentence using the vocabulary word. In the final column, draw a picture that represents the word.

When you are finished, cut out the completed squares. Mix the squares and then reassemble the rows. After completing, store your puzzle in a plastic bag.

Vocabulary Words

wind solar hydroelectric
geothermal biofuels

Word	Definition	Sentence	Picture
------	------------	----------	---------



Vocabulary Activity

Research the following words, describe their meanings, and give examples of each.

Fossilization	
Definition	Examples

Fossil	
Definition	Examples

Evidence	
Definition	Examples

Paleontologist	
Definition	Examples

Model	
Definition	Examples

Environment	
Definition	Examples



Vocabulary Activity

Cut out the clouds and create riddles to describe each weather condition. Take turns reading the riddles with a partner and guessing the weather vocabulary terms.

Riddles

Wind



Atmosphere



Precipitation



Weather



Climate



Troposphere




Vocabulary Activity

Describe the importance of each step of the water cycle. Then draw an image to support the description.

Ocean

Description

Image



Condensation

Description

Image



Sun

Description

Image



Precipitation

Description

Image



Evaporation

Description

Image



Collection

Description

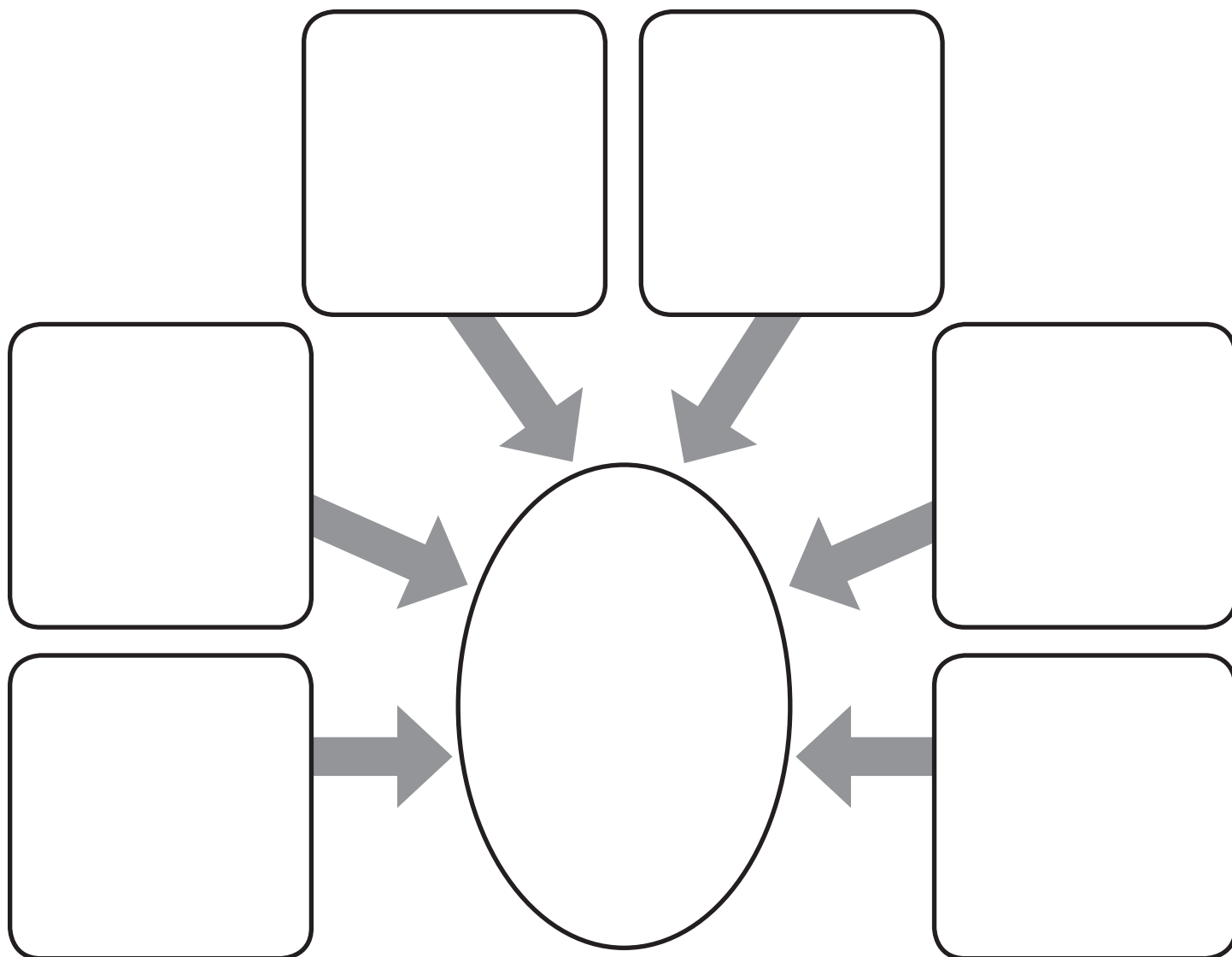
Image



Vocabulary Activity

With a partner, create a vocabulary poster describing Earth's rotation on its axis. Explain facts about the cycle of day and night, the Sun's apparent movement across the sky, and facts about Earth's rotation. Display posters around the classroom and have a picture walk to see what classmates have created. Include these vocabulary words on your poster: day, night, rotation, axis, apparent movement, and Sun.

Use the organizer below to brainstorm ideas for the poster.



Notes:

Vocabulary Activity

Write the words which describe the physical characteristics of the Sun, Moon, or Earth.
The first one has been done for you.

Words

1. C r a t e r s
2. H _ _ _
3. A _ _
4. R _ _ _ _ _
5. A _ _ _ _ _ _ _ _ _
6. C _ _ _ _
7. T _ _ _
8. E _ _ _ _ _ _ _
9. R _ _ _
10. I _ _
11. S _ _ _ _ _ _ _
12. T _ _ _ _
13. I _ _ _ _ _
14. C _ _ _ _
15. S _ _ _

Physical Characteristics

1. Large holes formed by meteorites, found on the Moon and Earth
2. A high area of land, often round, but not as high as a mountain, found on the Moon and Earth
3. Natural resource people breathe, found only on Earth
4. The motion the Sun, Earth, and Moon make when they turn on their axis
5. The layer of air that surrounds Earth
6. Group of water droplets or ice crystals floating in the air found on Earth but not the Sun or Moon
7. Only found on Earth; a plant which has leaves, branches, and wood
8. Only found on Earth; all living and nonliving things in a certain environment
9. Found on the Moon and Earth; a hard, nonliving thing made of minerals
10. The solid form of water found on both Earth and the Moon
11. Cooler, dark spots on the Sun's surface
12. Caused by the pull of gravity from the Moon and Sun; the regular rise and fall of ocean levels on Earth
13. Found only on Earth; a land area completely surrounded by water
14. The innermost layer of Earth and the Sun
15. A form of precipitation found only on Earth



Vocabulary Activity

Create a bingo card using the words provided. Mix up the order of the words. Then create word cards with definitions, questions, and sentences that describe each word. Cut out the word cards and play bingo in groups or with the whole class.

permeability	porosity	percolation	retain
sandy	loam	silt	clay
potting soil	gravel	sediment	humus
particle size	soil texture	erosion	weathering

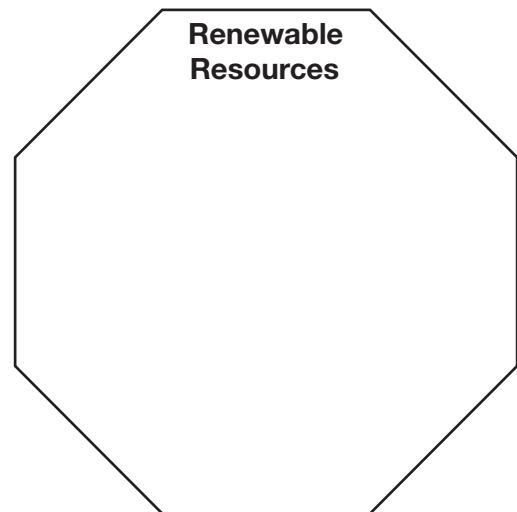

Bingo Card

Word Cards

Vocabulary Activity



Stop and think when you use natural resources. In the signs below, classify each word in the box as nonrenewable or renewable.

livestock oxygen water coal carbon dioxide crops
electricity fossil fuels natural gas tuna oil wheat petroleum



Choose a resource from above that you use often. Explain how the resource is used. List ways the resource could be conserved.

Draw a visual representation for the words renewable and nonrenewable in the boxes below.



Vocabulary Activity

Unscramble each word below using the terms in the vocabulary box. Write the definition for each word in the space below the box.

Vocabulary Box

weather map	meteorologist	low pressure	cold front
forecast	warm front	high pressure	precipitation

1. wol speerusr _____
2. ramw nroft _____
3. gmelotetsorio _____
4. actsefor _____
5. dcol ortfn _____
6. gihh surperes _____
7. iaetptrnoici _____
8. eahtrew pam _____


Definitions

1. _____
2. _____
3. _____
4. _____
5. _____
6. _____
7. _____
8. _____




Vocabulary Activity


In each droplet, illustrate the vocabulary word. Then write a paragraph using all the words. Underline each vocabulary word in the paragraph.




evaporation




condensation




transpiration




runoff




collection



groundwater



precipitation



accumulation



Vocabulary Activity

Use the words in the box to create clues for each card. Write a word on the back of each card. Then write 3 clues for the word on the front of the card, under the card number. Cut out the cards.

In groups or partners, compete to win the most points. One at a time, pick a number card. The opposite team members read the first clue. If the answer is guessed correctly, the player receives 3 points. If the player does not know the answer, the second clue is read. The player receives 2 points if answered correctly. Questions answered correctly after the third clue receive 1 point. Switch teams after each set of questions. The team with the most points wins!

Vocabulary Words

shadows tides high tide low tide spring tide neap tide seasons
 winter spring summer autumn new moon waxing crescent first quarter
 waxing gibbous full moon gravity waning gibbous third quarter waning crescent

Card #1	Card #2	Card #3	Card #4
Card #5	Card #6	Card #7	Card #8
Card #9	Card #10	Card #11	Card #12
Card #13	Card #14	Card #15	Card #16
Card #17	Card #18	Card #19	Card #20



Vocabulary Activity

Sudden Changes on Earth

Classify each of the vocabulary words in the box with the correct natural disaster. Some words may be classified in more than one place.

aftershock ash change eruption debris fault flood lava
magma rapid seismograph tectonic plates tsunami volcanic

Earthquake

Volcano

















Landslide




Vocabulary Activity


The object of the game is for a player to collect all the planets in order. The first card played is the Sun. Then, play the planet cards one at a time beginning with Mercury and ending with Neptune. The player who lays down the Sun and the correct order of the planets first wins!

Deal each player 3 cards. If Player One has a Sun card, he/she lays down the Sun card and draw another card. Player Two does the same thing. (If no Sun card is in their pile, they must draw from the card pile and it is the next player's turn.) Players take turns laying down one card at a time.


 Sun	 Sun	 Sun	 Sun
 Mercury	 Mercury	 Mercury	 Mercury
 Venus	 Venus	 Venus	 Venus
 Earth	 Earth	 Earth	 Earth




Mars




Mars




Mars




Mars




Jupiter



Jupiter



Jupiter



Jupiter




Saturn




Saturn




Saturn




Saturn




Uranus




Uranus



Uranus



Uranus



Neptune



Neptune



Neptune



Neptune



Vocabulary Activity

Define and illustrate each vocabulary word in the boxes below.

living		nonliving	
Definition	Illustration	Definition	Illustration
ecosystem		survive	
Definition	Illustration	Definition	Illustration
competition		interact	
Definition	Illustration	Definition	Illustration
interdependence		species	
Definition	Illustration	Definition	Illustration




Vocabulary Activity

Use the clues below to complete the puzzle.

Word Bank

carnivore
 decomposer
 energy flow
 energy pyramid
 food chain
 food web
 herbivore
 omnivore
 predator
 prey
 primary consumers
 producers
 secondary consumers
 tertiary consumers



Across

- the movement of energy through the food chain
- organisms that eat plants
- overlapping and connecting food chains in an ecosystem
- organisms that make their own food
- an organism that helps dead plants and animals decay
- a diagram showing the flow of energy through a food chain

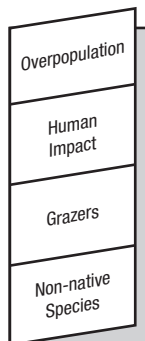
Down

- traces food energy from producers to consumers
- organisms that eat secondary consumers
- an organism that eats only plants
- organisms that eat primary consumers
- an organism that eats both plants and meat
- an animal that hunts other animals for food
- an organism that eats only meat
- an animal that is hunted and eaten by another animal



Vocabulary Activity

Cut the paper below on the dotted line. Fold lengthwise with the words on top. Cut each solid line so there are four flaps that can be lifted. On the underside of each flap, explain what each word means. On the solid flap, draw a picture of what the word means.



Overpopulation

Human
Impact

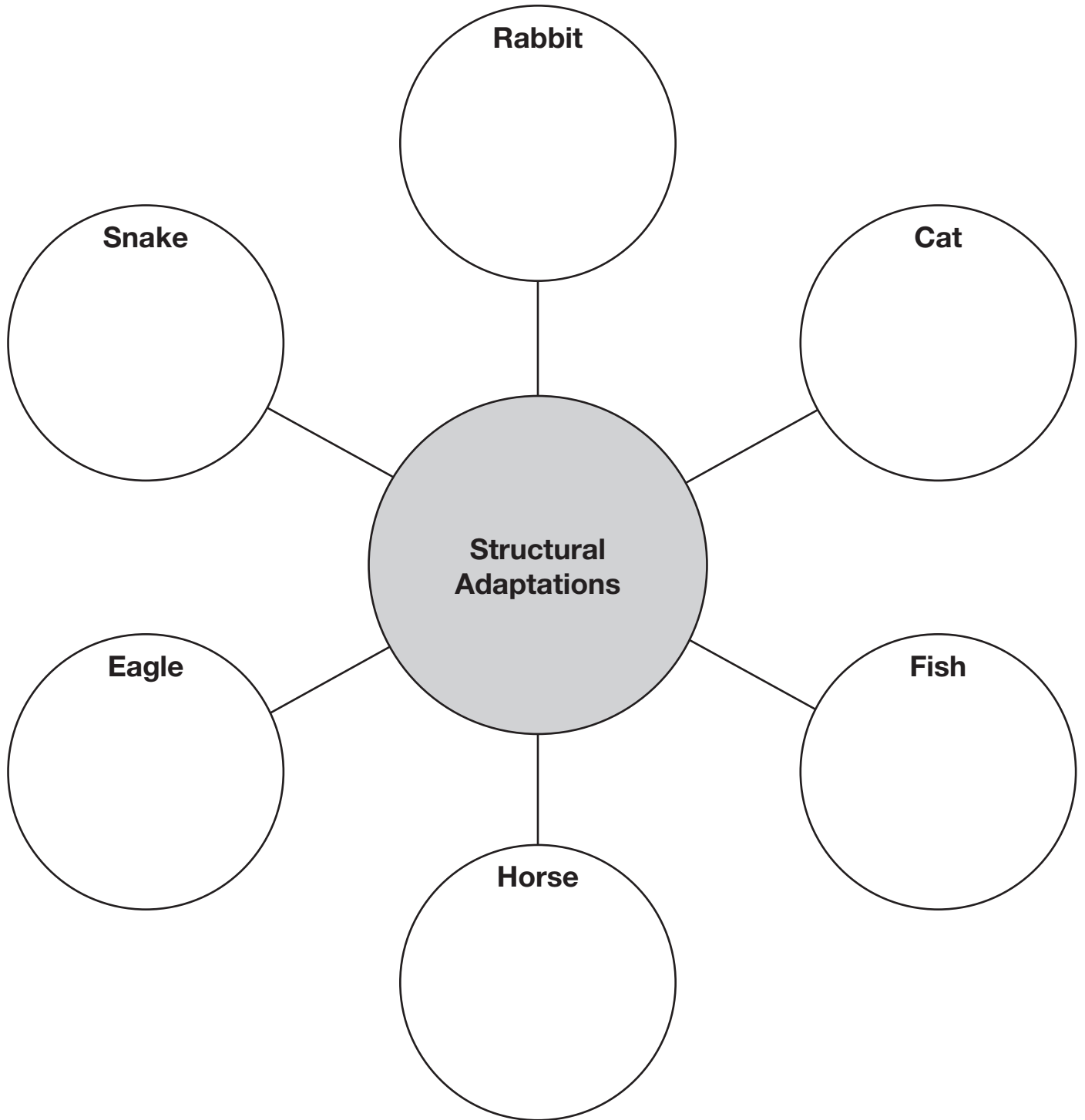
Grazers

Non-native
Species

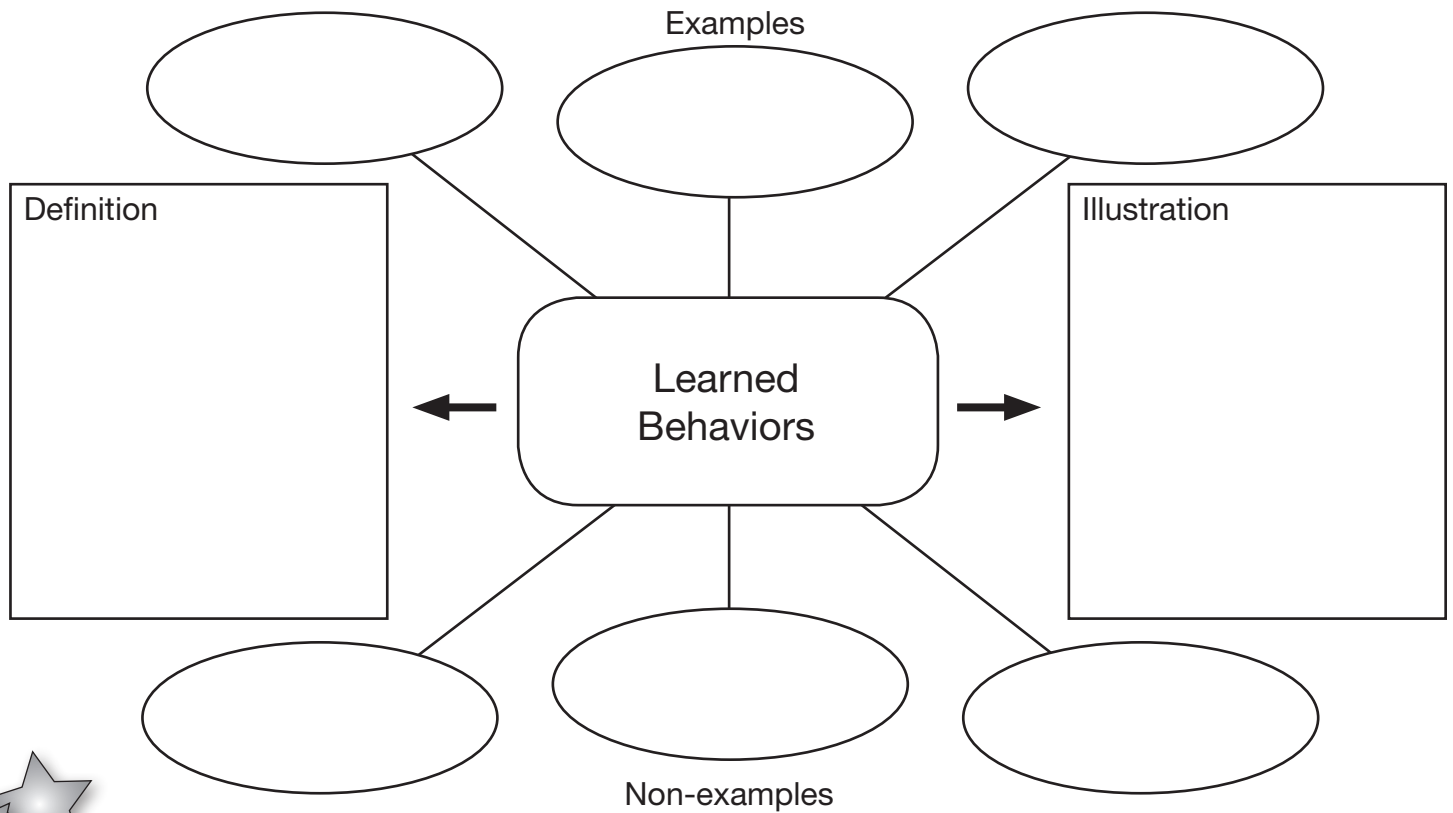
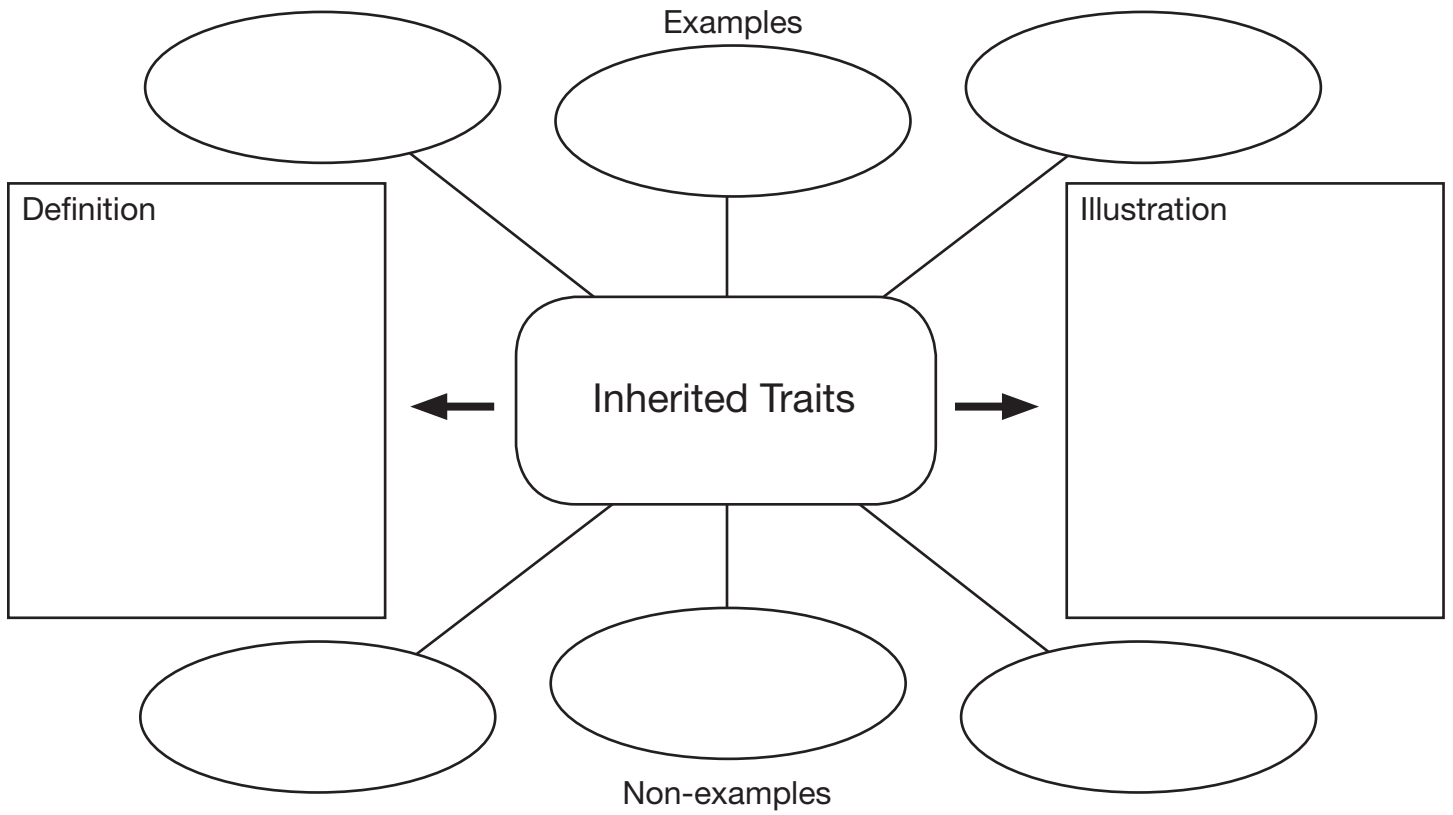


Vocabulary Activity

In each of the bubbles below, list structural adaptations for the animals given.

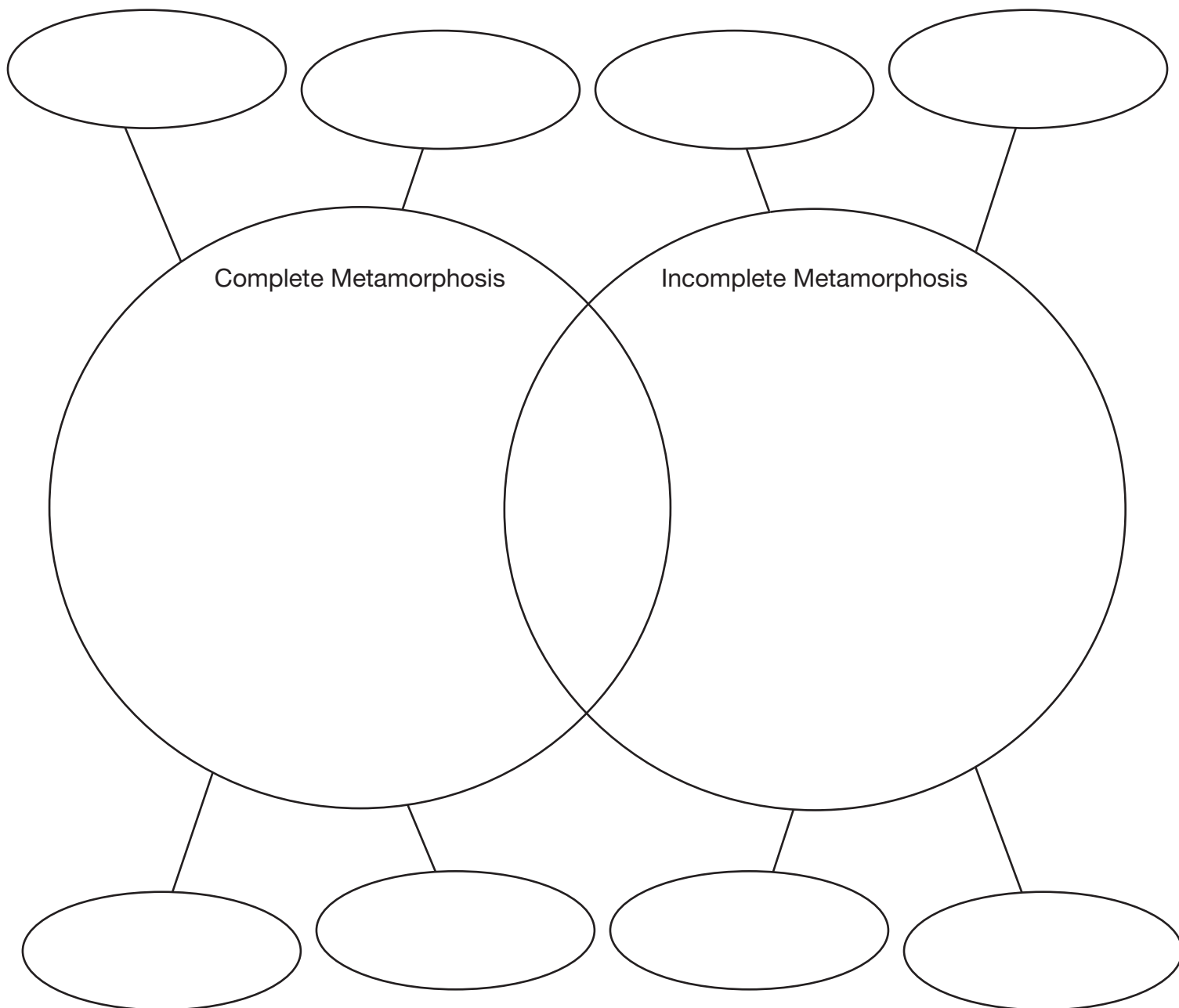


Vocabulary Activity



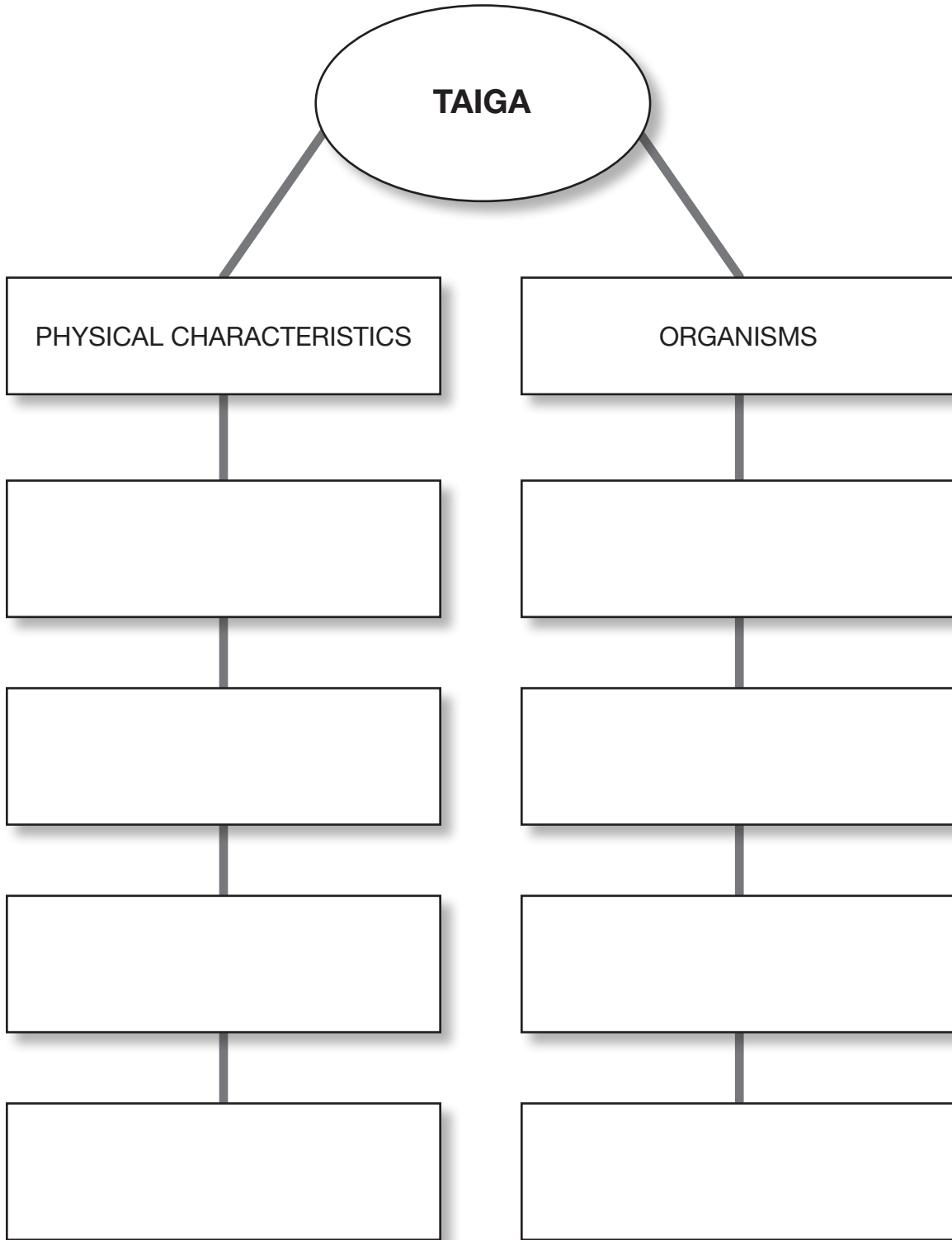
Vocabulary Activity

Fill in the Venn diagram to compare and contrast complete and incomplete metamorphosis. In the ovals above and below the Venn, give four examples of insects which go through each change.



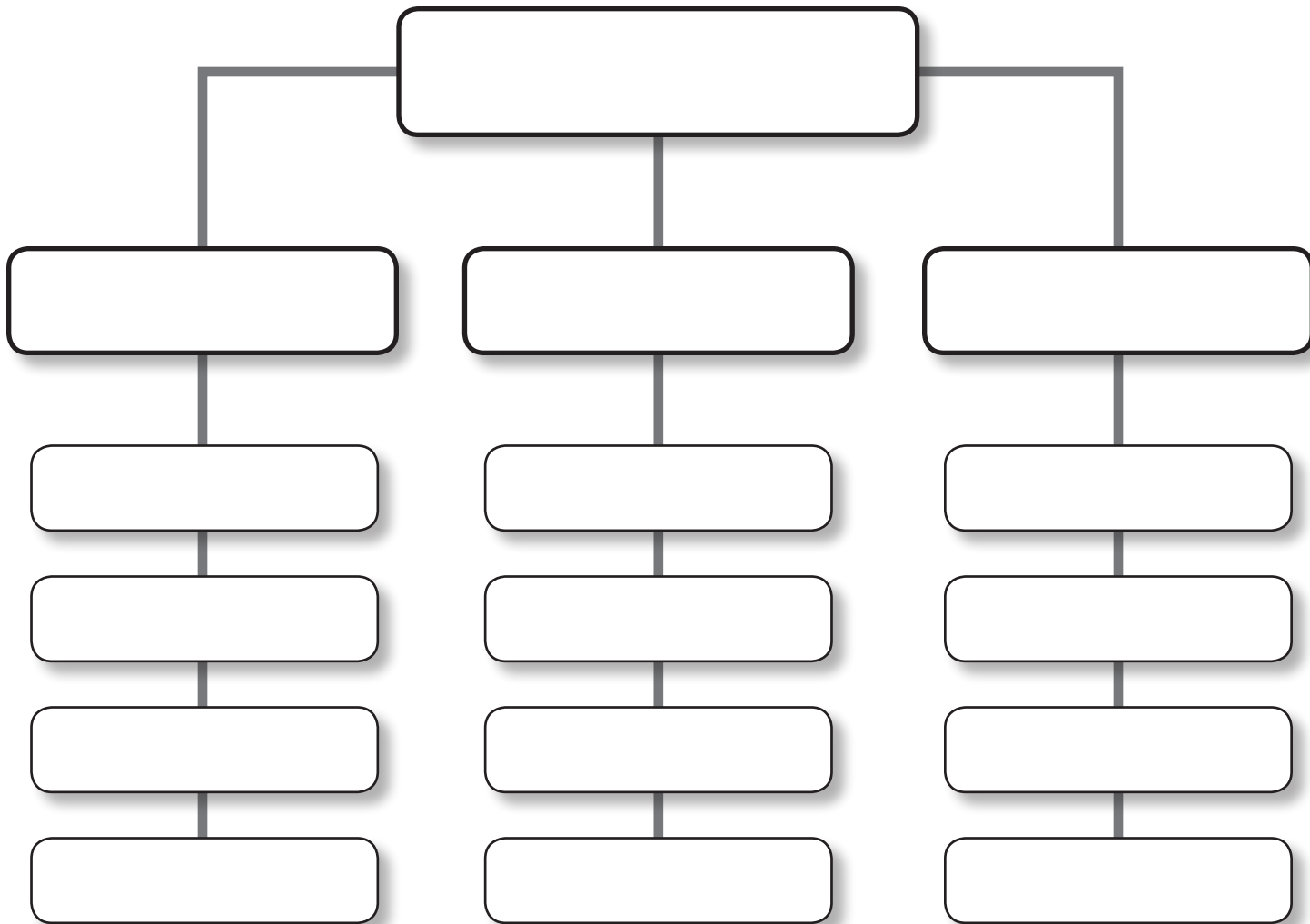
Vocabulary Activity

In the boxes below, list four examples of physical characteristics of the Taiga and name four organisms that live there.



Vocabulary Activity

Using the words in the box at the bottom of the page, decide the correct sequence for the words, and place in the graphic organizer.



- | | | | |
|-------------|-------|-----------|----------|
| eggs | seed | eggs | tadpoles |
| froglet | larva | seedlings | adult |
| lady bug | frog | flowers | fruit |
| Life Cycles | adult | pupa | tomato |

